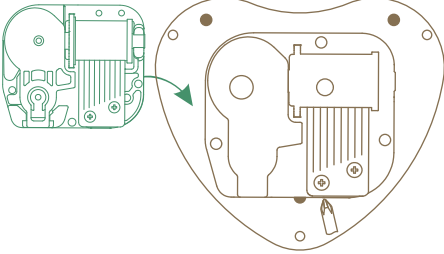


Woof^{er}ful life[®]

Heart-shaped Music Box · How to fix music movement

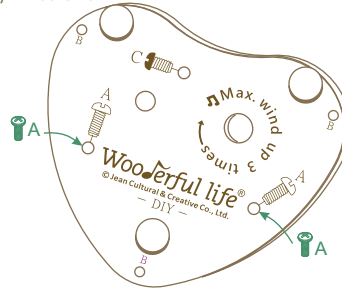
Step 1

Follow the marking to place the music movement on the inside plate.

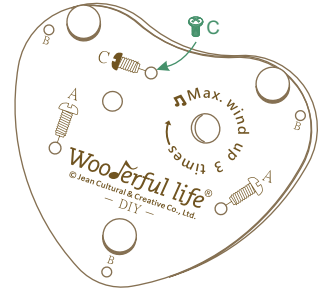


Step 2

(1) Turn the plate over. Fasten music movement by 2 A screws.

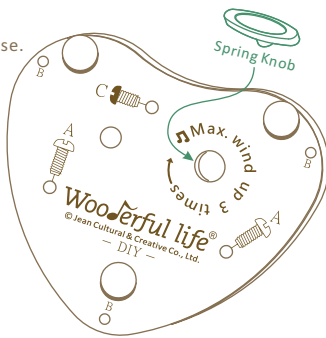


(2) Fasten screw C (the short one).



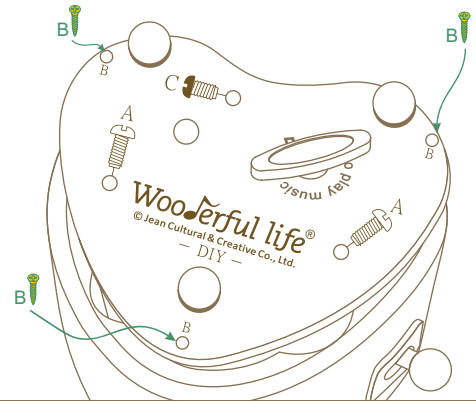
Step 3

Fasten the spring knob clockwise.



Step 4

Put the inside plate into basement and follow the arrow to screw B (thin and gold one).



Step 5

Freely decorate!

*Fasten by instant glue.

