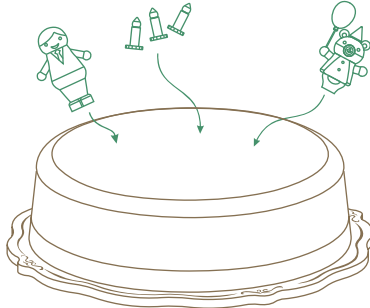


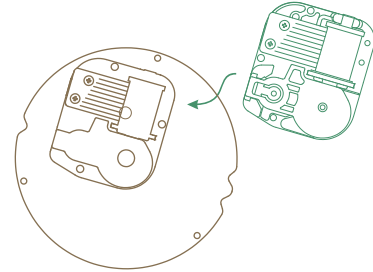
Step 1

After the decorative components are fixed, start to install music movement.



Step 2

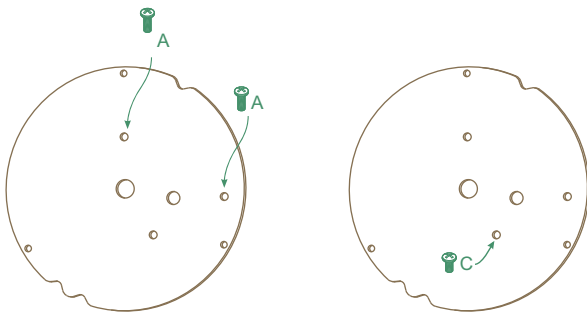
Follow the marking to place music movement on the inside plate.



Step 3

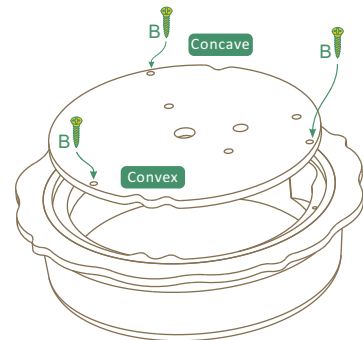
(1) Turn the plate over. Fasten music movement by 2 A screws

(2) Fasten screw C (the short one).



Step 4

Follow the arrow to screw B (thin & gold one).



Step 5

Fasten the spring knob clockwise.



Finish

