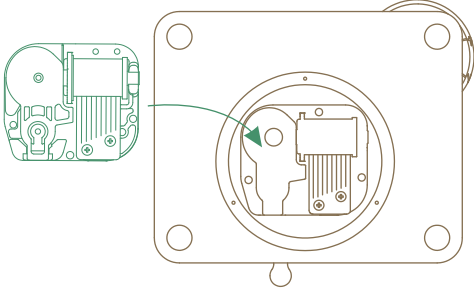


Woof^{er}ful life™

Perpetual Calendar Music Box · How to fix music movement

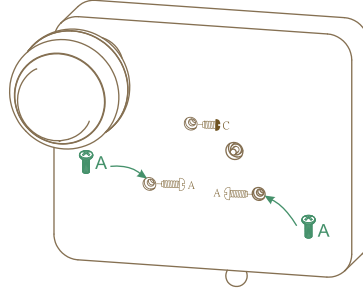
Step 1

Follow the marking to place the music movement on the inside plate.

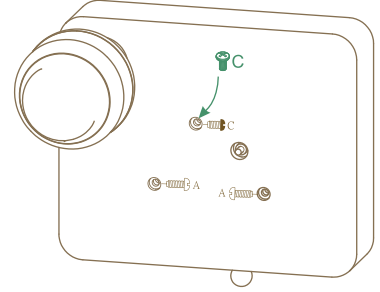


Step 2

(1) Turn the plate over. Fasten music movement by 2 A screws.

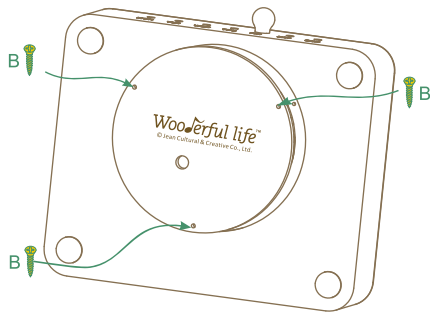


(2) Fasten screw C (the short one).




Step 3

Put the inside plate into basement and follow the arrow to screw B (thin and gold one).



Step 4

Freely decorate!



Step 5

Assemble the plate with the base and tighten clockwise.

