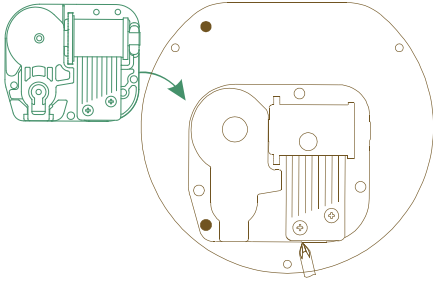


# Woo<sup>er</sup>ful life™

## Storage Music Box · How to fix music movement

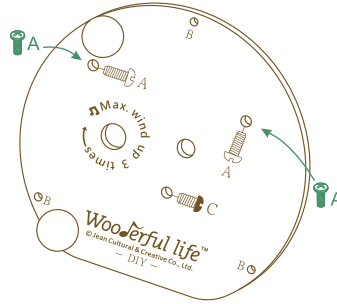
### Step 1

Follow the marking to place music movement on the inside plate.

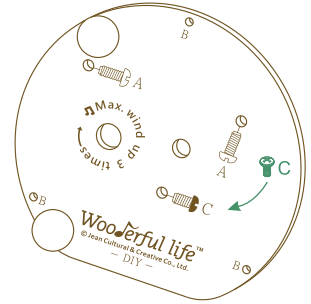


### Step 2

(1) Turn the plate over.  
Fasten music movement by 2 A screws

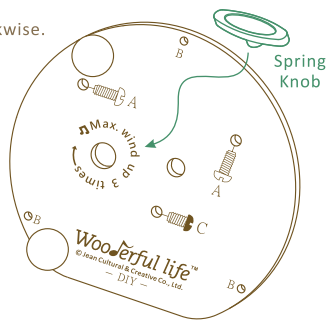


(2) Fasten screw C (the short one).



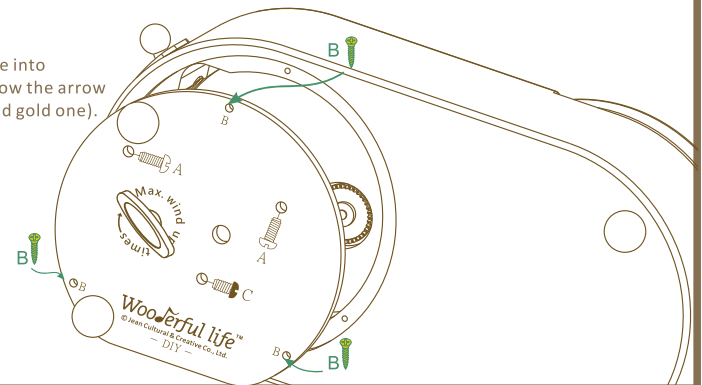
### Step 3

Fasten the spring knob clockwise.



### Step 4

Put the inside plate into basement and follow the arrow to screw B (thin and gold one).



### Step 5

Freely decorate!  
\*Fasten by instant glue.

